


CERTIFICATE OF ANALYSIS



Juniper Analytics, LLC
 1334 NE 2nd Street, Bend, OR, 97701
 541.382.3796
 ORELAP: 4101-001 / OLCC: 10035537931

Client Name: DC Laboratories
 Contact Info: Stephen
 Sample Type: Edible
 External Batch ID: BA-79810
 Harvest/Prod. Date: NA
 Sample ID: Recovery Shot
 METRC ID: Personal
 Juniper Batch #: **19JA1941.06**
 Intake Date: **3/19/2019**

NOT FOR COMPLIANCE
 For informational
 purposes only



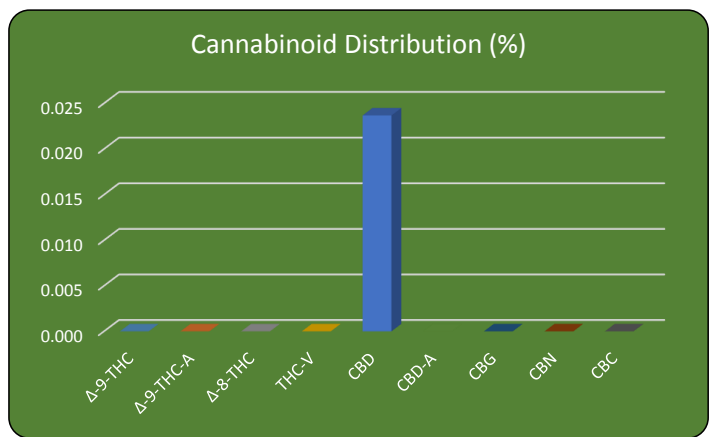
Potency Analysis (Oregon Compliance Standard OAR 333-007-0430)

ANALYSIS DATE: 3/19/2019

Instrument: HPLC/DAD

Method: JA-Potency-Proprietary

| Compound | Weight (%) | Concentration (mg/g) | LOQ * (mg/g) |
|-----------|------------|----------------------|--------------|
| Δ-9-THC | < LOQ | < LOQ | 0.20 |
| Δ-9-THC-A | < LOQ | < LOQ | 0.20 |
| Δ-8-THC | < LOQ | < LOQ | 0.20 |
| THC-V | < LOQ | < LOQ | 0.20 |
| CBD | 0.024 | 0.24 | 0.20 |
| CBD-A | < LOQ | < LOQ | 0.20 |
| CBG | < LOQ | < LOQ | 0.20 |
| CBN | < LOQ | < LOQ | 0.20 |
| CBC | < LOQ | < LOQ | 0.20 |



| TOTAL THC/CBD | Weight (%) | Conc (mg/g) |
|---------------|------------|-------------|
| THC Total = | <LOQ | <LOQ |

THC_{Total} = (THC-A * 0.877) + Δ9THC

| | | |
|-------------|-------|------|
| CBD Total = | 0.026 | 0.26 |
|-------------|-------|------|

CBD_{Total} = (CBD-A * 0.877) + CBD

* < LOQ - Less than the Limit of Quantification

Residual Solvent Analysis (Oregon Compliance Standard OAR 333-007-0410)

ANALYSIS DATE: 3/19/2019

Instrument: GC/MS

Method: USP 467 - Modified

| Solvent | Result (ppm) | Action Level / LOQ (ppm) |
|-------------------|--------------|--------------------------|
| 1,4-Dioxane | <LOQ | 380 / 100 |
| 2-Butanol | <LOQ | 5000 / 500 |
| 2-Ethoxyethanol | <LOQ | 160 / 100 |
| 2-Propanol (IPA) | <LOQ | 5000 / 500 |
| Acetone | 32 | 5000 / 20 |
| Acetonitrile | <LOQ | 410 / 100 |
| Benzene | <LOQ | 2 / 1 |
| Cumene | <LOQ | 70 / 50 |
| Cyclohexane | <LOQ | 3880 / 500 |
| Dichloromethane | <LOQ | 600 / 100 |
| Ethyl acetate | 91 | 5000 / 50 |
| Ethyl ether | <LOQ | 5000 / 500 |
| Ethylene glycol | <LOQ | 620 / 300 |
| Ethylene oxide | <LOQ | 50 / 10 |
| Heptane | <LOQ | 5000 / 500 |
| Isopropyl acetate | <LOQ | 5000 / 500 |
| Methanol | <LOQ | 3000 / 500 |
| Propane | <LOQ | 5000 / 500 |
| Tetrahydrofuran | <LOQ | 720 / 100 |
| Toluene | <LOQ | 890 / 100 |

| Solvent | Result (ppm) | Action Level / LOQ (ppm) |
|----------------------|--------------|--------------------------|
| Pentanes; | <LOQ | 5000 / 500 |
| -n-pentane | <LOQ | ** |
| -iso-pentane | <LOQ | ** |
| -neo-pentane | <LOQ | ** |
| Butanes; | <LOQ | 5000 / 500 |
| -n-butane | <LOQ | ** |
| -iso-butane | <LOQ | ** |
| Hexanes; | <LOQ | 290 / 50 |
| -n-hexane | <LOQ | ** |
| -2-methylpentane | <LOQ | ** |
| -3-methylpentane | <LOQ | ** |
| -2,2-dimethylbutane | <LOQ | ** |
| -2,3-dimethylbutane | <LOQ | ** |
| Xylenes; | <LOQ | 2170 / 300 |
| -1,2-dimethylbenzene | <LOQ | ** |
| -1,3-dimethylbenzene | <LOQ | ** |
| -1,4-dimethylbenzene | <LOQ | ** |
| -Ethyl benzene | <LOQ | ** |

**Limit based on combined results

Ethanol value*: 1325.5 ppm

*Approximation based on values outside the analytical range

Residual Solvents **PASS**

Tentatively Identified Compounds: Peak 1: Hits 1-2: Acetaldehyde, Peak 2: Hit 1: Ethanol, Peak 3: Hit 1: 1-propanol, 2-methyl-, Peak 4: Hits 1-2: 1-Butanol, 3-methyl-, Peak 5: Hit 1: 1-Pentanol, Peak 6: Hits 1-4: Isobutyl acetate, Peak 7: Hits 1-4: Butanoic acid, ethyl ester, Peak 8: Hits 1-4: Butanoic acid, 2-methyl-, ethyl ester, Peak 9: Hits 1-5: 3-Hexen-1-ol

<LOQ - Less than the Limit of Quantification

APPROVAL

Cass E

QA Review

Report Date: 3/19/2019



| | |
|------------------|-------------|
| Juniper Batch #: | 19JA1941.06 |
| Intake Date: | 3/19/2019 |

Pesticide Analysis (Oregon Compliance Standard OAR 333-007-0400)

| ANALYSIS DATE: Not Tested | | | Instrument: LC/MS/MS | | Method: AOAC 2007.1-Mod | |
|---------------------------|--------------|--------------------------|----------------------|--------------------|-------------------------|--------------------------|
| Pesticide | Result (ppm) | Action Level / LOQ (ppm) | | Pesticide | Result (ppm) | Action Level / LOQ (ppm) |
| Abamectin | | 0.5 / 0.25 | | Imazalil | | 0.2 / 0.10 |
| Acephate | | 0.4 / 0.20 | | Imidacloprid | | 0.4 / 0.20 |
| Acequinocyl | | 2.0 / 1.00 | | Kresoxim-methyl | | 0.4 / 0.20 |
| Acetamiprid | | 0.2 / 0.10 | | Malathion | | 0.2 / 0.10 |
| Aldicarb | | 0.4 / 0.20 | | Metalaxyl | | 0.2 / 0.10 |
| Azoxystrobin | | 0.2 / 0.10 | | Methiocarb | | 0.2 / 0.10 |
| Bifenazate | | 0.2 / 0.10 | | Methomyl | | 0.4 / 0.20 |
| Bifenthrin | | 0.2 / 0.10 | | Methyl Parathion | | 0.2 / 0.10 |
| Boscalid | | 0.4 / 0.20 | | MGK-264 | | 0.2 / 0.10 |
| Carbaryl | | 0.2 / 0.10 | | Myclobutanil | | 0.2 / 0.10 |
| Carbofuran | | 0.2 / 0.10 | | Naled | | 0.5 / 0.25 |
| Chlorantraniliprole | | 0.2 / 0.10 | | Oxamyl | | 1.0 / 0.50 |
| Chlorfenapyr | | 1.0 / 0.50 | | Paclobutrazol | | 0.4 / 0.20 |
| Chlorpyrifos | | 0.2 / 0.10 | | Permethrins | | 0.2 / 0.10 |
| Clofentezine | | 0.2 / 0.10 | | Phosmet | | 0.2 / 0.10 |
| Cyfluthrin | | 1.0 / 0.50 | | Piperonyl butoxide | | 2.0 / 1.00 |
| Cypermethrin | | 1.0 / 0.50 | | Prallethrin | | 0.2 / 0.10 |
| Daminozide | | 1.0 / 0.50 | | Propiconazole | | 0.4 / 0.20 |
| DDVP (Dichlorvos) | | 1.0 / 0.50 | | Propoxur | | 0.2 / 0.10 |
| Diazinon | | 0.2 / 0.10 | | Pyrethrins | | 1.0 / 0.50 |
| Dimethoate | | 0.2 / 0.10 | | Pyridaben | | 0.2 / 0.10 |
| Ethoprophos | | 0.2 / 0.10 | | Spinosad | | 0.2 / 0.10 |
| Etofenprox | | 0.4 / 0.20 | | Spiromesifen | | 0.2 / 0.10 |
| Etoazole | | 0.2 / 0.10 | | Spirotetramat | | 0.2 / 0.10 |
| Fenoxycarb | | 0.2 / 0.10 | | Spiroxamine | | 0.4 / 0.20 |
| Fenpyroximate | | 0.4 / 0.20 | | Tebuconazole | | 0.4 / 0.20 |
| Fipronil | | 0.4 / 0.20 | | Thiacloprid | | 0.2 / 0.10 |
| Flonicamid | | 1.0 / 0.50 | | Thiamethoxam | | 0.2 / 0.10 |
| Fludioxonil | | 0.4 / 0.20 | | Trifloxystrobin | | 0.2 / 0.10 |
| Hexythiazox | | 1.0 / 0.50 | | | | |
| Pesticide Screen | N/A | | | | | |

*LOQ = Limit of Quantification

Microbiological Contaminants (Oregon Compliance Standard OAR 333-007-0390)

| ANALYSIS DATE: Not Tested | | | |
|-----------------------------------|--------------|------------|----------|
| Microbiological screening | Colony count | CFU/g | Results: |
| Total coliforms | Not tested | Not tested | N/A |
| <i>Escherichia coli</i> (E. coli) | Not tested | Not tested | N/A |

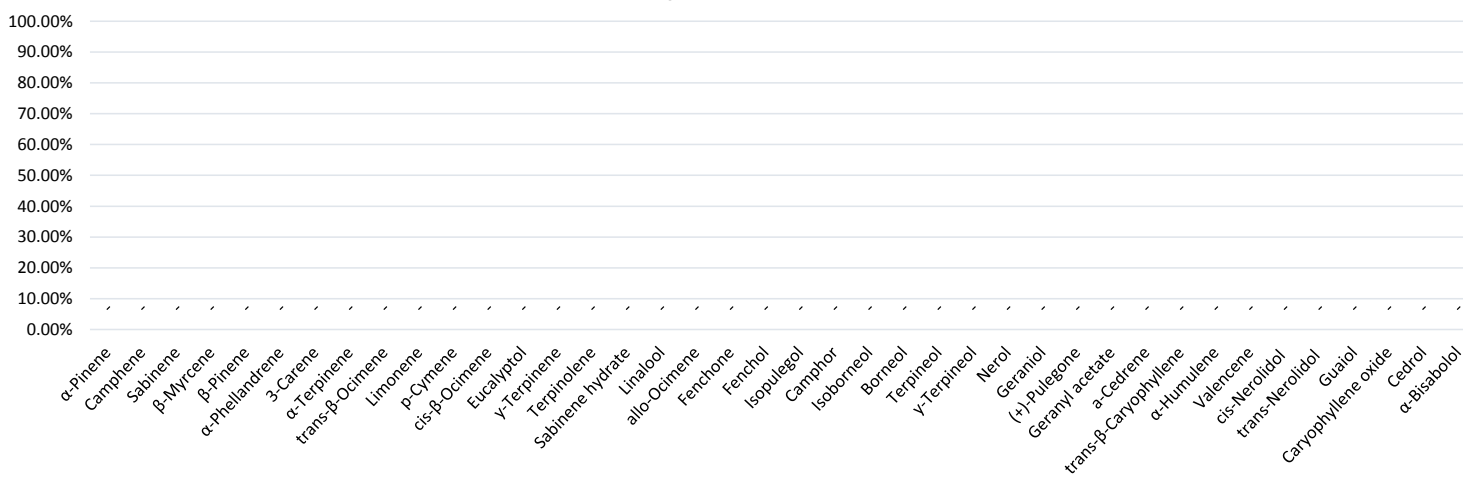


| | |
|------------------|-------------|
| Juniper Batch #: | 19JA1941.06 |
| Intake Date: | 3/19/2019 |

Terpene Profile

| ANALYSIS DATE: Not Tested | | | Instrument: GC/MS | | | Method: JA-Terpene-Proprietary | | |
|---------------------------|------|---|-----------------------|------|---|--------------------------------|------|---|
| Compound | µg/g | % | Compound | µg/g | % | Compound | µg/g | % |
| α-Pinene | | | Isopulegol | | | | | |
| Camphene | | | Camphor | | | | | |
| Sabinene | | | Isoborneol | | | | | |
| β-Myrcene | | | Borneol | | | | | |
| β-Pinene | | | Terpineol | | | | | |
| α-Phellandrene | | | γ-Terpineol | | | | | |
| 3-Carene | | | Nerol | | | | | |
| α-Terpinene | | | Geraniol | | | | | |
| trans-β-Ocimene | | | (+)-Pulegone | | | | | |
| Limonene | | | Geranyl acetate | | | | | |
| p-Cymene | | | a-Cedrene | | | | | |
| cis-β-Ocimene | | | trans-β-Caryophyllene | | | | | |
| Eucalyptol | | | α-Humulene | | | | | |
| γ-Terpinene | | | Valencene | | | | | |
| Terpinolene | | | cis-Nerolidol | | | | | |
| Sabinene hydrate | | | trans-Nerolidol | | | | | |
| Linalool | | | Guaiol | | | | | |
| allo-Ocimene | | | Caryophyllene oxide | | | | | |
| Fenchone | | | Cedrol | | | | | |
| Fenchol | | | α-Bisabolol | | | | | |
| | | | TOTAL | <LOQ | | | <LOQ | |

Terpene Profile*



* Profile expressed as a percent of total terpenes

Batch QC WorkGroup ID:

Potency PO-2019-03-19-03

Residual Solvents RS-2019-03-19-01

Pesticide

Disclaimer

The results within this report apply only to the product tested and batched under the batch number identified above. These test results are for the exclusive use of the above named individual or entity. This report must not be altered, and may not be reproduced, except in their entirety, without written consent of Juniper Analytics, LLC. Requests for information regarding these results should be referred to the aforementioned individual or entity.